



TECHNICAL DATA SHEET

General Product Description

Protecta® FR Putty Cord is an easy to apply fire rated putty supplied as a non-setting cord. The cord is hand workable, re-useable and re-serviceable due to its non-setting properties.

The putty cord is designed to be easily fitted around service penetrations where the gap around the services is very small, or there is no gaps at all so a conventional fire rated sealant is impossible or difficult to fit due to the required depth and backing material. The putty cords are fitted covering the gap around the services and does not need to fill the gap to the required depth.

Fitting the putty cords will reinstate the fire rating of the partition and prevent the passage of smoke and flames in a fire, and sound and air movement during service life.

Protecta® FR Putty Cords are supplied in circular strips and are easy to fit with your thumbs; no tools are needed.

Properties

- Makes it possible to fire seal without any minimum annular width around services.
- Installation is very simple and quick; fitted in a minute.
- Gives service penetrations a high fire resistance in dry lining partitions and masonry or concrete walls.
- Stops penetration of both cold and hot smoke.
- Self-adhesive and very easy to apply without tools.
- Unaffected by moisture; can be used in wet rooms.
- Never hardens and ensures a tight fit.
- Can be reshaped to other sizes if necessary.
- Provides excellent sound insulation.
- Environment- and user friendly; contains no solvents or VOC's.
- Contains a low pressure intumescent for optimal fire protection.
- Working life of at least 25 years.

Fire Classification

Construction	Description	Classification
Flexible or solid walls with thickness \geq 100mm	Single cables with diameter \leq 21mm and putty cord over-sailing the aperture	EI 120 (E 120)
	Blank seals with diameter \leq 14mm and putty cord at 15mm depth	



Emission data (indoor air quality)

Compound	Emission rate after 3 days	Emission rate after 4 weeks
TVOC	190 $\mu\text{g}/\text{m}^3$	12 $\mu\text{g}/\text{m}^3$
TSVOC	< 5 $\mu\text{g}/\text{m}^3$	< 5 $\mu\text{g}/\text{m}^3$
VOC w/o NIK	13 $\mu\text{g}/\text{m}^3$	< 5 $\mu\text{g}/\text{m}^3$
R Value	0.10	< 0.0099
Formaldehyde	< 3 $\mu\text{g}/\text{m}^3$	< 3 $\mu\text{g}/\text{m}^3$
Acetaldehyde	< 3 $\mu\text{g}/\text{m}^3$	< 3 $\mu\text{g}/\text{m}^3$
Carcinogenic	< 1 $\mu\text{g}/\text{m}^3$	< 1 $\mu\text{g}/\text{m}^3$

Regulation or Protocol	Conclusion
French VOC Regulation	A+
French CMR components	Pass
AgBB	Pass
Belgian Regulation	Pass
Indoor Air Comfort®	Pass
Indoor Air Comfort GOLD®	Pass
EN 717-1§	E1
BREEAM International	Compliant
BREEAM-NOR	Pass
LEED v4 (outside U.S.)	Compliant

Tested by Eurofins Product Testing; report available upon request.

General Guide

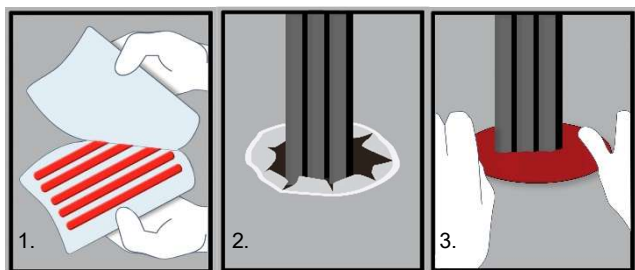
Minimum separations and limitations: Services can be sealed as specified in the installation instructions. Maximum separation between services and the edge of the seal within each aperture should be 10 mm. Minimum separation between apertures should be at least 30 mm. For larger joint dimensions or apertures, Protecta® FR Acrylic, FR Board or EX Mortar should be used.

Supporting constructions: Flexible walls must have a minimum thickness of 100 mm and comprise steel studs or timber studs*) lined on both faces with minimum 2 layers of 12.5 mm thick boards. Rigid walls must have a minimum thickness of 100 mm and comprise concrete, aerated concrete or masonry, with a minimum density of 650 kg/m³. The supporting construction must be classified in accordance with EN 13501-2 for the required fire resistance period.

*) Timber studs: no part of the penetration seal may be closer than 100 mm to a stud, and minimum 100 mm of insulation of class A1 or A2 according to EN 13501-1 must be provided within the cavity between the penetration seal and the stud.

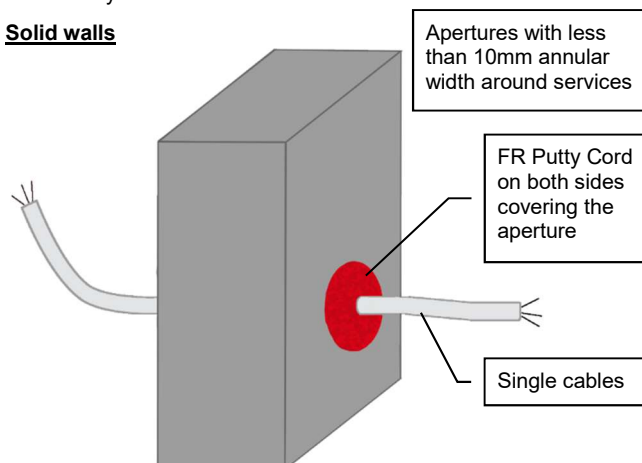


Installation Instructions

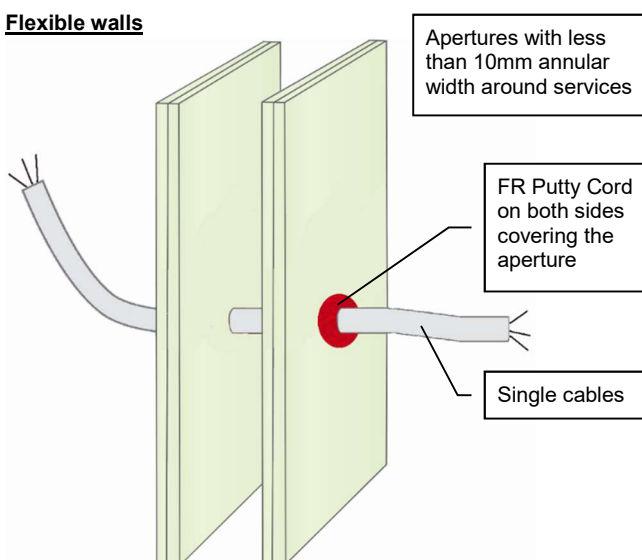


1. Before installing Protecta® FR Putty Cord ensure that the surface of all service penetrations and surrounding construction is wiped clean, dry, and free from all loose contaminants, dust, oils and grease.
2. Place the Putty Cord around the services so that it seals the services to the wall all the way round.
3. Press the Putty Cord into the wall and services with your thumbs to form a fillet or V shape joint, ensuring good contact is made all the way round the services and the wall.

Solid walls



Flexible walls



Technical Data

Density	1.55 g/ml
Application temperature	+4 °C to +40 °C
Service temperature	-70 °C to +120 °C
Storage	Stored in temperatures between 5 °C and 30 °C
Working life	Under normal conditions; 25 years +
Colour	Red
Form	Ø15 mm x 20 cm
Packaging	5 cords per box, total length 1 meter